

GT1
18F x 145F/135mm cover

GT2
18F x 145F/135mm cover

GT3
18F x 145F/135mm cover

GT4
18F x 145F/135mm cover

GT6
18F x 145F/128mm cover

GT7
18F x 145F/128mm cover

GT8
18F x 145F/135mm cover

GT9
18F x 145F/125mm cover

GT10
18F x 145F/125mm cover

GT11
20F x 114F/102mm cover



GT302
18F x 141F/125mm cover



GT099
12/4 x 145/120 cover

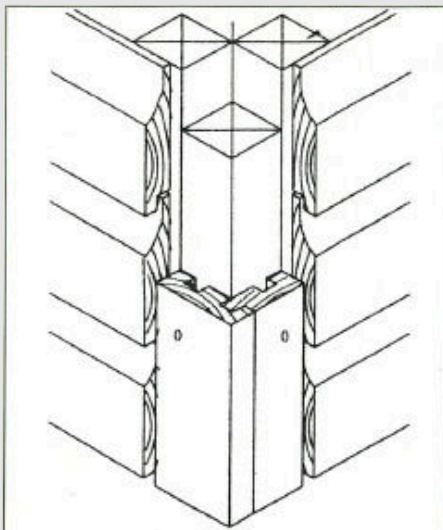


GT099
12/4 x 140/125 cover sawn/or planed face available

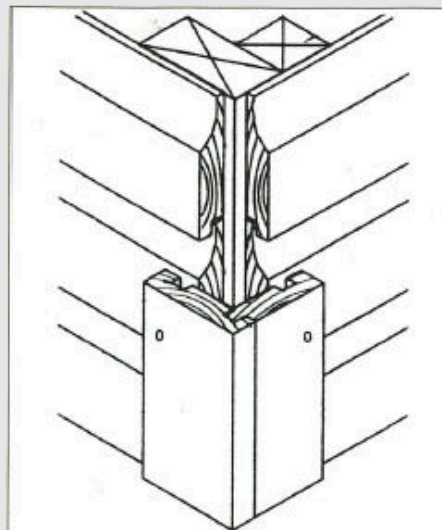


For illustration purposes only - drawings not to scale!

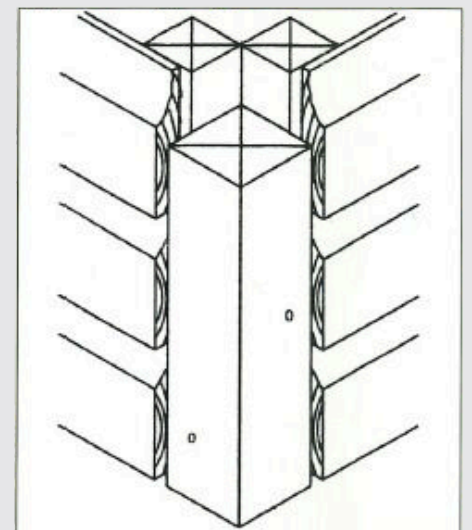
Typical Corner Details



2-piece Flush External



2-piece Proud External



1-piece External Corner

You can choose from one of the above or we can produce special profiles and sections in our own mill to suit your individual application.